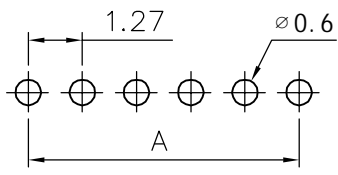
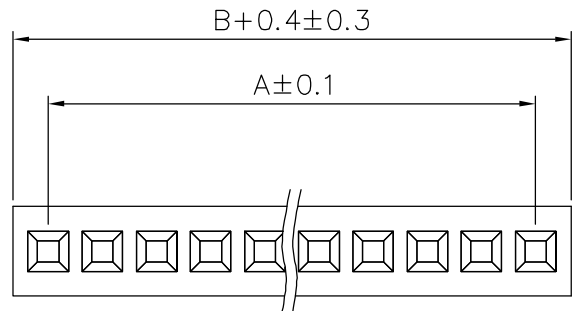
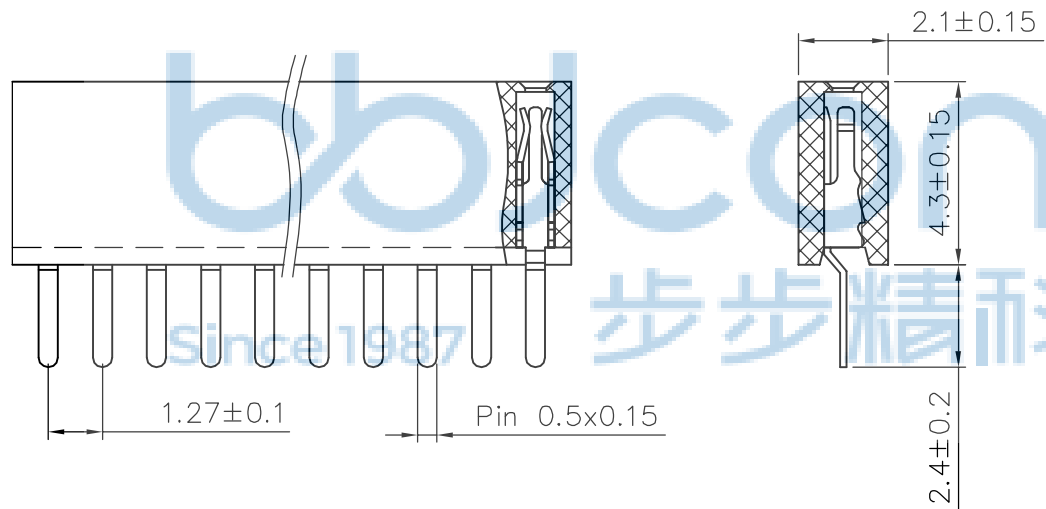


|      |        |                 |      |          |
|------|--------|-----------------|------|----------|
| REV. | ECN NO | CONTENT         | DATE | ENGINEER |
| A0   |        | Initial release | /    | SGF      |



RECOMMEND P. C. B LAYOUT  
PCB TOLERANCE: ±0.05 (TOP VIEW)



**SPECIFICATIONS**

Current Rating: 1.0 Amps  
 Withstanding Voltage: AC 500V  
 Insulation Resistance: 1000MΩ Min  
 Contact Resistance: 20mΩ Max  
 Operation Temperature: -40° to+105°  
 Insulator Material: Polyester(UL94V-0)  
 Contact Material: Phosphor bronze  
 Standard: PA6T  
 Contact Plating: Gold Flash  
 Max. Processing Temp: 240° C for30-60seconds  
 (260° C for5seconds)

| No. of | DIM. A | DIM. B | No. of | DIM. A | DIM. B | No. of | DIM. A | DIM. B | No. of | DIM. A | DIM. B | No. of | DIM. A | DIM. B |
|--------|--------|--------|--------|--------|--------|--------|--------|--------|--------|--------|--------|--------|--------|--------|
| 1      | —      | —      | 11     | 12.70  | 13.97  | 21     | 25.40  | 26.67  | 31     | 38.10  | 39.37  | 41     | 50.80  | 52.07  |
| 2      | 1.27   | 2.54   | 12     | 13.97  | 15.24  | 22     | 26.67  | 27.94  | 32     | 39.37  | 40.64  | 42     | 52.07  | 53.34  |
| 3      | 2.54   | 3.81   | 13     | 15.24  | 16.51  | 23     | 27.94  | 29.21  | 33     | 40.64  | 41.91  | 43     | 53.34  | 54.61  |
| 4      | 3.81   | 5.08   | 14     | 16.51  | 17.78  | 24     | 29.21  | 30.48  | 34     | 41.91  | 43.18  | 44     | 54.61  | 55.88  |
| 5      | 5.08   | 6.35   | 15     | 17.78  | 19.05  | 25     | 30.48  | 31.75  | 35     | 43.18  | 44.45  | 45     | 55.88  | 57.15  |
| 6      | 6.35   | 7.62   | 16     | 19.05  | 20.32  | 26     | 31.75  | 33.02  | 36     | 44.45  | 45.72  | 46     | 57.15  | 58.42  |
| 7      | 7.62   | 8.89   | 17     | 20.32  | 21.59  | 27     | 33.02  | 34.29  | 37     | 45.72  | 46.99  | 47     | 58.42  | 59.69  |
| 8      | 8.89   | 10.16  | 18     | 21.59  | 22.86  | 28     | 34.29  | 35.56  | 38     | 46.99  | 48.26  | 48     | 59.69  | 60.96  |
| 9      | 10.16  | 11.43  | 19     | 22.86  | 24.13  | 29     | 35.56  | 36.83  | 39     | 48.26  | 49.53  | 49     | 60.96  | 62.23  |
| 10     | 11.43  | 12.70  | 20     | 24.13  | 25.40  | 30     | 36.83  | 38.10  | 40     | 49.53  | 50.80  | 50     | 62.23  | 63.50  |



THIS DOCUMENT IS THE SOLE PROPERTY OF BBJconn Technology Co.,Ltd. Corporation AND SHOULD NOT BE USED IN WHOLE OR IN PART WITHOUT PRIOR WRITTEN PERMISSION.

PDWG.NO: 0266-1

DR. SGF

APPD. JM\_Zheng

CHKD. LYX

NAME: 深圳市步步精科技有限公司

排母 1.27FH H4.3 1x12P 180度 U型 PC2.4 6T 管装

PJ. NO.: FH.03.11-25-3001

SIZE: A4 | DRW NO.:

FINISH: SEE NOTES | MAT'L.: SEE NOTES

SCALE: N/A | REV.: A0 | UNIT: mm | PAGE: 1/1