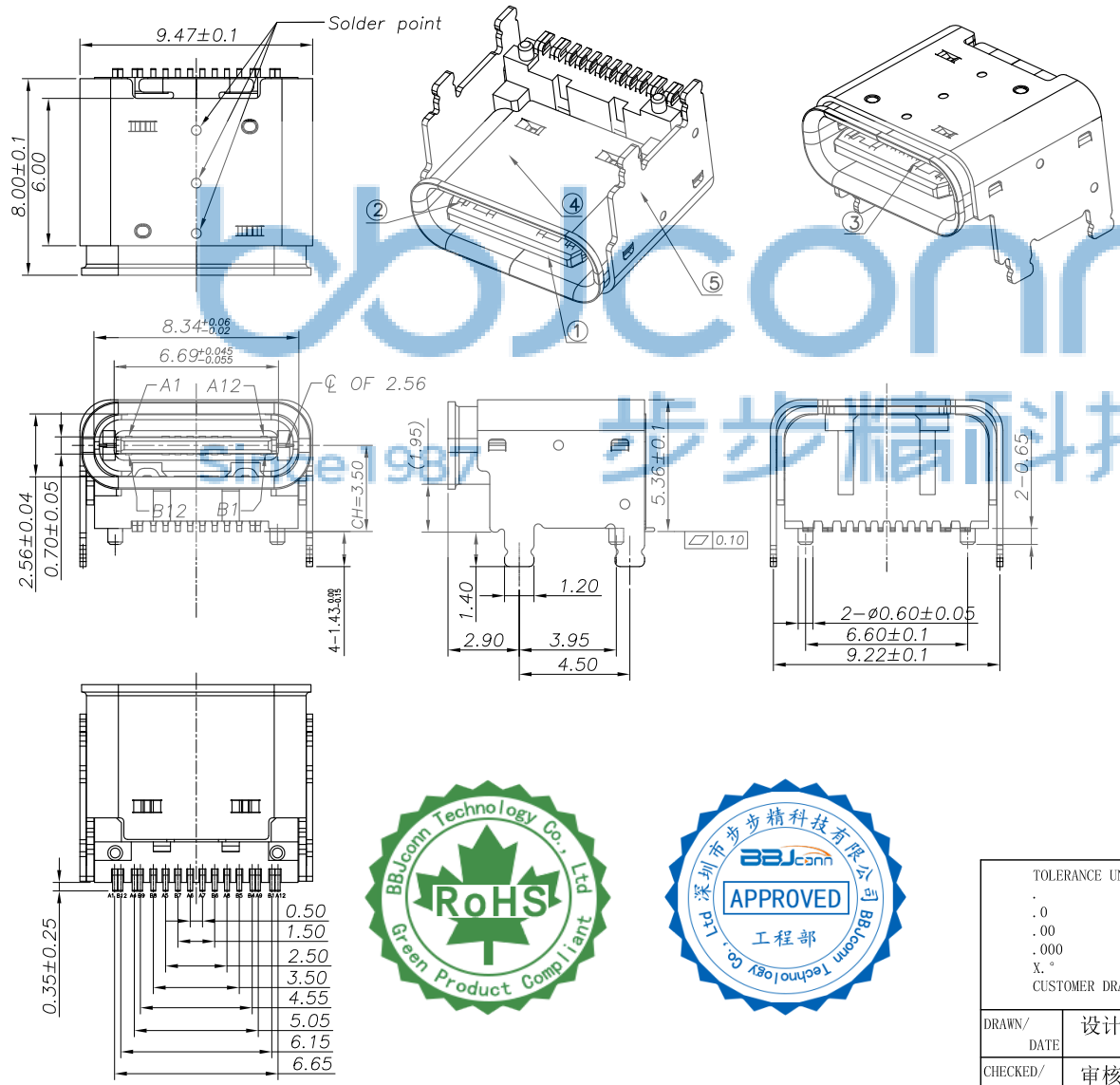


REV.	DESCRIPTION	NAME	DATE
A	NEWS ISSUE		



**NOTE:**

1. MATERIAL SPECIFICATION:
  1. HOUSING: HIGH TEMPERATURE RESISTANT PLASTIC, UL94 V-0.
  2. CONTACTS: COPPER ALLOY
  3. MID PLATE: STAINLESS STEEL
  4. INSIDE SHELL: STAINLESS STEEL
  5. OUTSIDE SHELL: STAINLESS STEEL
2. PLATING SPECIFICATION:
  - 2-1. CONTACTS:
    - Ni 50u" MIN. UNDER PLATED OVER ALL.
    - Au PLATED ON THE FUNCTIONAL AREA OF CONTACT.
    - GOLD FLASH PLATING ON CONTACT AREA,
    - GOLD FLASH PLATING ON SOLDER AREA
  - 2-2. INSIDE SHELL OR OUTSIDE SHELL:
    - Ni 30u" MIN. UNDER PLATED OVER ALL.
3. MECHANICAL PERFORMANCE,
  - 3-1. INSERTION FORCE: 0.5~2.0kgf.
  - 3-2. REMOVAL FORCE: 0.8kgf~2.0kgf.
  - 3-3. DURABILITY: 10000 CYCLES.
4. ELECTRICAL PERFORMANCE,
  - 4-1. CURRENT RATING: 5A  
VOLTAGE RATING: 20V
  - 4-2. INSULATION RESISTANCE: 100MΩ MIN
  - 4-3. DIELECTRIC WITHSTAND VOLTAGE, AC 100V FOR 1 MINUTE.
  - 4-4. LOW CONTACT RESISTANCE: INITIAL 40MΩ  
AFTER 50MΩ
5. ENVIRONMENTAL PERFORMANCE:
  - OPERATING TEMPERATURE: -30°C~+80°C.
6. IR REFLOW:
  - THE PEAK TEMPERATURE ON THE BOARD SHALL BE MAINTAINED FOR 10 SECONDS AT 260°C.

5	OUTER SHELL	SUS304 T=0.25MM	NI 40u"MIN	1PCS
4	INNER SHELL	SUS304 T=0.30MM	NI 40u"MIN	1PCS
3	SHIELDING PLATE	SUS301 T=0.15MM	N/A	1PCS
2	CONTACT	C2680 T=0.15MM	Mating area 1u"Au Solder Tails: G/F Underplate: 80u"Min Ni overall	2SET
1	INSERT MOLDING	LCP UL94V-0	BLACK	1PCS
NO.	DESCRIPTION	MATERIAL	REMARKS	

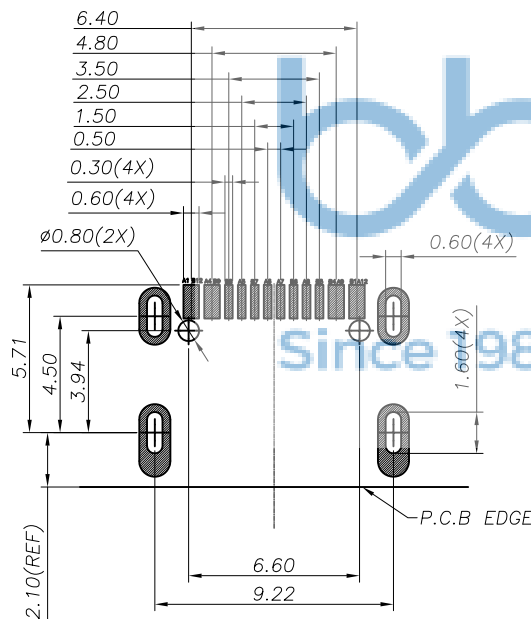


TOLERANCE UNSPECIFIED		<b>深圳市步步精科技有限公司</b> TITLE: TYPE-C 16P 母座 L=8.0 CH=3.50 垫高1.90 板上四脚插 带柱 端子SMT			
.0	±0.35				
.00	±0.25				
.000	±0.15				
X.°	±2.00°				
CUSTOMER DRAWING					
DRAWN/DATE	设计 TSP	SIZE:A4	UNIT:MM.	PART. NO:	UC.01.51-11-0048
CHECKED/DATE	审核 LYX	SCALE: 1:1		PROJECTION	REV.: 版本
APPROVED/DATE	核准 LJP	DWG. PATH	0100-2		SHEET: 页码

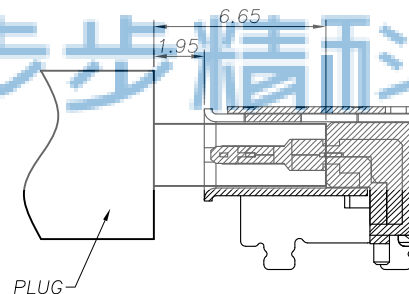
REV.	DESCRIPTION	NAME	DATE
A	NEWS ISSUE		

USB TYPE-C PIN ASSIGNMENTS

PIN NUMBER	SIGNAL NAME	PIN NUMBER	SIGNAL NAME
A1	GND	B12	GND
A4	VBUS	B9	VBUS
A5	CC1	B8	SBU2
A6	Dp1	B7	Dn2
A7	Dn1	B6	Dp2
A8	SBU1	B5	CC2
A9	VBUS	B4	VBUS
A12	GND	B1	GND



RECOMMEND P.C.B LAYOUT(COMPONENT SIDE)  
TOLERANCE FOR PCB LAYOUT IS  $\pm 0.05$

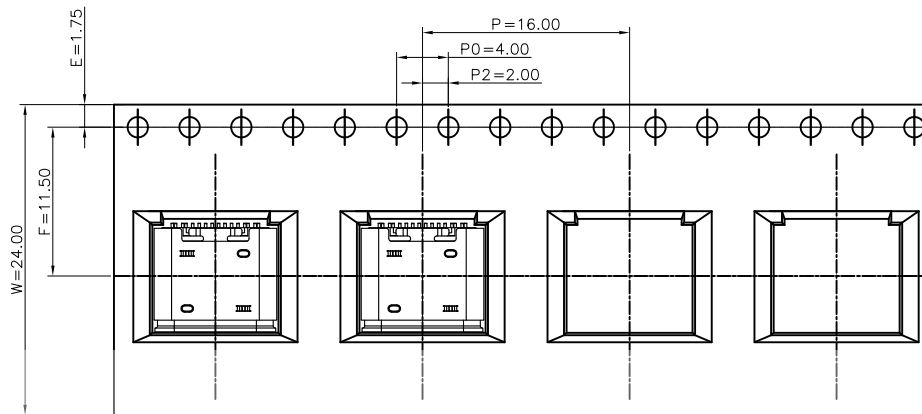
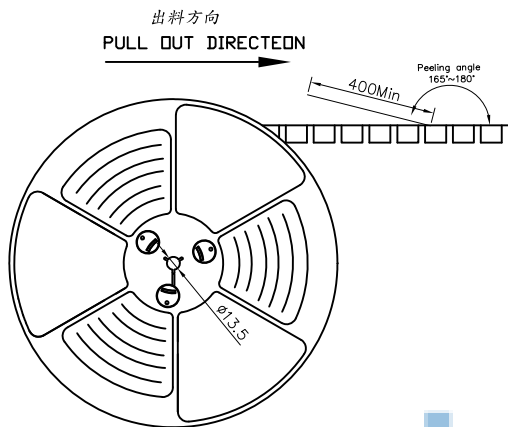


AFTER MATING  
SCALE 1:1



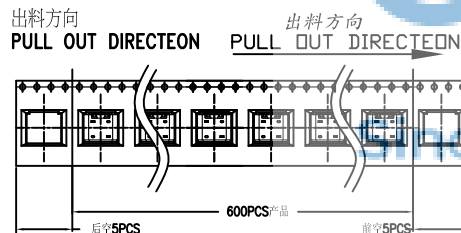
TOLERANCE UNSPECIFIED		深圳市步步精科技有限公司 TITLE: TYPE-C 16P 母座 L=8.0 CH=3.50 垫高1.90 板上四脚插 带柱 端子SMT								
.0	$\pm 0.35$									
.00	$\pm 0.25$	DRAWN/ DATE		设计	TSP	SIZE:A4	UNIT:MM.	PART. NO:	UC.01.51-11-0048	
.000	$\pm 0.15$	CHECKED/ DATE		审核	LYX	SCALE: 1:1		PROJECTION		REV.: 版本
X. °	$\pm 2.00^\circ$	APPROVED/ DATE		核准	LJP	DWG. PATH	0100-2		SHEET: 页码	
CUSTOMER DRAWING										

REV.	DESCRIPTION	NAME	DATE
A	NEWS ISSUE		



NOTES

1. 帶子引導長度  
LEAD TAPE LENGTH



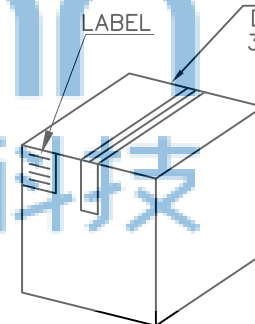

2. 上帶剝離力為：0.1~1.3N(10.2gf~130gf)  
PEELING OFF FORCE OF TOP TAPE:0.1~1.3N(10.2gf~130gf)  
出貨運輸過程中一定注意：  
THIS REQUIREMENT SHOULD BE APPLIED AT SHIPMENT：  
卷帶在運輸過程中不能散開  
PEELING OFF SHOULD NOT BE ALLOWED DURING TRANSPORTATION

TAPE & REEL 6 PCS

1 REEL  
= 600 PCS

BOX

DIMENSIONS:  
39.5X39.5X20



1 CARTON  
= 6 REELS  
= 3600 PCS



TOLERANCE UNSPECIFIED

.0	±0.35
.00	±0.25
.000	±0.15
X. °	±2.00°
CUSTOMER DRAWING	

深圳市步步精科技有限公司

TITLE:

TYPE-C 16P 母座 L=8.0 CH=3.50 墊高1.90 板上四腳插 帶柱 端子SMT

包裝明細表 (The detail of the packing) Carton					
包裝容量 (Packing Capacity)		重量 Weight (Kg)			
pcs/box	boxs/Carton	Pcs/Box	N.W./Pcs	N.W./Box	G.W./Box
600	6	3600	---	---	---

DRAWN/ DATE	设计 TSP	SIZE:A4	UNIT:MM.	PART. NO:	UC.01.51-11-0048
CHECKED/ DATE	审核 LYX	SCALE: 1:1	PROJECTION	REV.:	版本
APPROVED/ DATE	核准 LJP	DWG. PATH	0100-2	SHEET:	页码