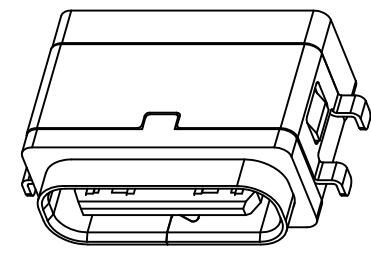
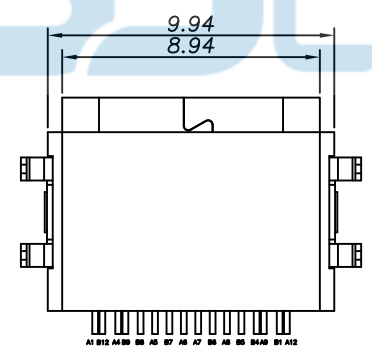
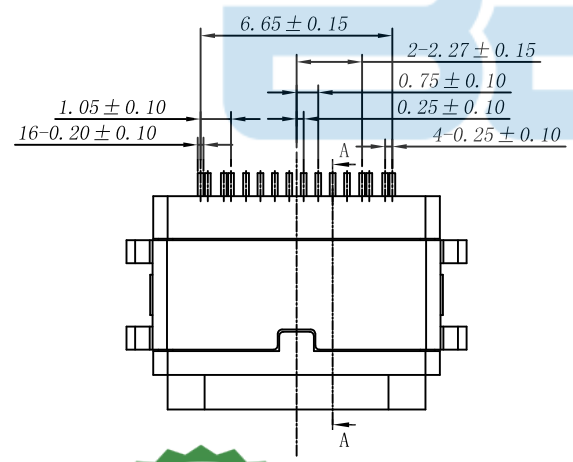
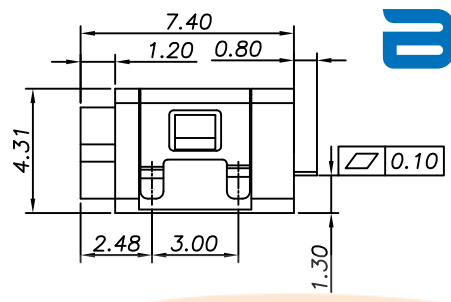
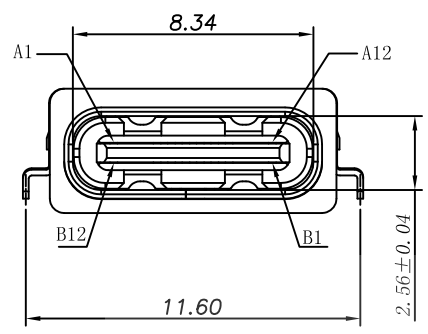
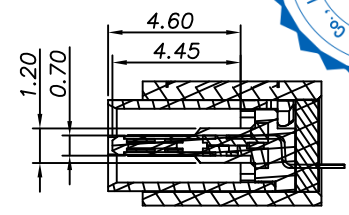
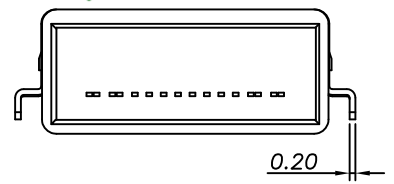


REV.	DESCRIPTION	NAME	DATE
A	NEWS ISSUE		



NOTE:

- 1.MATERIAL SPECIFICATION:
  - 1.HOUSING: HIGH TEMPERATURE RESISTANT PLASTIC,UL94 V-0.
  - 2.COVER: STAINLESS STEEL.
  - 3.CONTACTS: COPPER ALLOY
  - 4.MID PLATE: STAINLESS STEEL
  - 5.SHELL: STAINLESS STEEL
  - 6.O-RING: SILICONE RUBBER,BLACK
- 2.PLATING SPECIFICATION:
  - 2-1.CONTACTS:
    - Ni 50u" MIN. UNDER PLATED OVER ALL.
    - SEE TABLE 1 ON THE FUNCTIONAL AREA OF CONTACT.
    - SEE TABLE 1 ON THE SOLDER AREA OF CONTACT.
  - 2-2.SHELL:
    - Ni 30u" MIN. UNDER PLATED OVER ALL.
  - 2-3.COVER:
    - Ni 30u" MIN. UNDER PLATED OVER ALL.
  - 2-4.MID PLATE:
    - CLEAR ONLY.
- 3.MECHANICAL PERFORMANCE,
  - 3-1.INSERTION FORCE: 5~20N.
  - 3-2.REMOVAL FORCE: 8~20N.
  - 3-3.DURABILITY: 10000 CYCLES.
- 4.ELECTRICAL PERFORMANCE,
  - 4-1. CURRENT RATING:5.0A  
VOLTAGE RATING:5.0V
  - 4-2. LLCR:
    - VBUS & GND PINS AND OTHER PINS: 40mΩ/PIN MAX.
    - SHIELD: 50mΩ/MAX.
    - LLCR MAX. CHANGE OF ALL PINS: 10mΩ.
  - 4-3.INSULATION RESISTANCE: 100MΩ MIN
  - 4-4.DIELECTRIC WITHSTAND VOLTAGE,AC 100V FOR 1 MINUTE.
- 5.ENVIRONMENTAL PERFORMANCE:
  - OPERATING TEMPERATURE: -25℃~+85℃.
- 6.IR REFLOW:
  - THE PEAK TEMPERATURE ON THE BOARD SHALL BE MAINTAINED FOR 10 SECONDS AT 260°C.
7. WATER PROOFNESS:THISPRODUCTIS BASED ON IPX7.

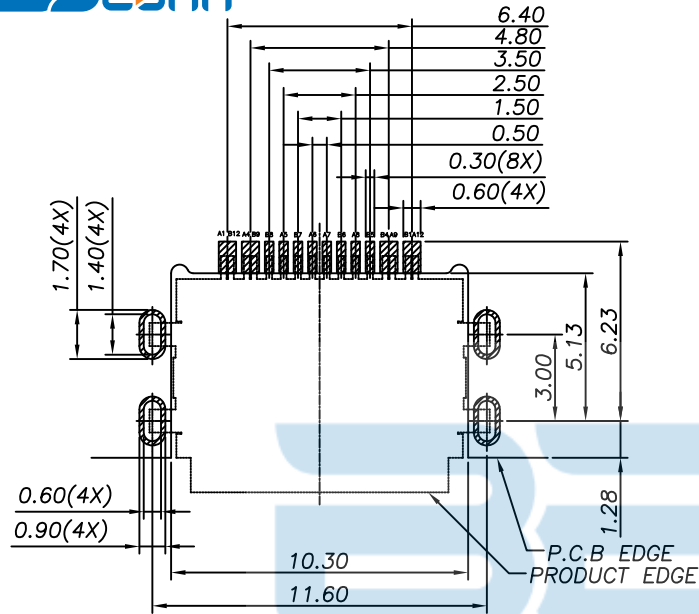


SECTION:A-A

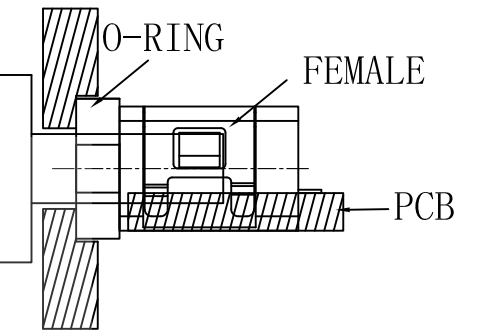
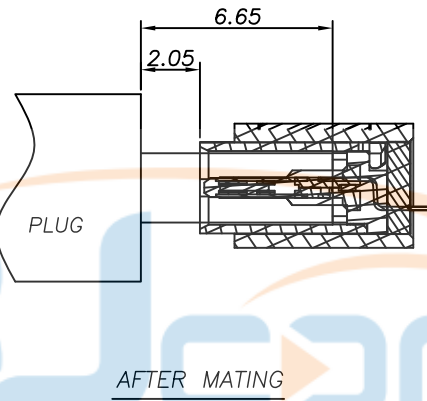
.X: ±0.38 .XX: ±0.25 .XXX: ±0.13		X': ±3' .X': ±1' .XX': ±1'		深圳市步步精科技有限公司 TITLE: TYPE-C 16P 母座 L=7.40 沉板1.30 CH=0.78 端子SMT 防水IPX7			
DRAWN/ DATE	设计	LYX	SIZE:A4				
CHECKED/ DATE		HMY	SCALE: 1:1	PROJECTION			REV.: 版本
APPROVED/ DATE		LJP	DWG. PATH	0478-1	SHEET: 页码		



REV.	DESCRIPTION	NAME	DATE
A	NEWS ISSUE		



RECOMMENDED P.C.B. LAYOUT  
TOLERANCE UNSPECIFIED  $\pm 0.05\text{mm}$



组装面板防水示意图

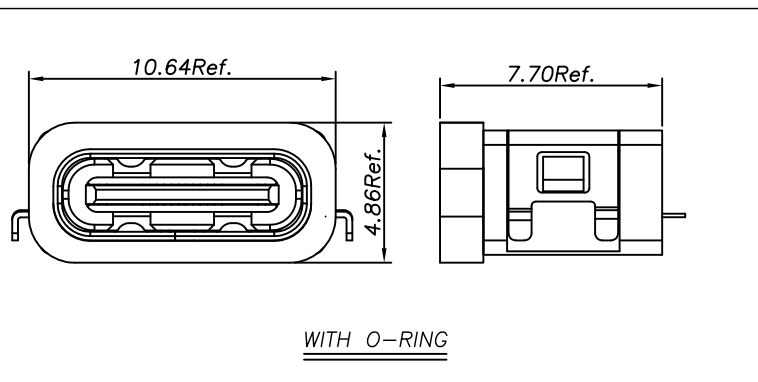


USB TYPE-C PIN ASSIGNMENTS

A1	GND	B12	GND
A4	VBUS	B9	VBUS
A5	CC1	B8	SBU2
A6	DP1	B7	DN2
A7	DN1	B6	DP2
A8	SBU1	B5	CC2
A9	VBUS	B4	VBUS
A12	GND	B1	GND

TABLE 1

ITEM	CONTACTS	CONTACTS		PIN	SIGNAL NAME	PIN	SIGNAL NAME
		FUNCTIONAL AREA	SOLDER AREA				
1	C1814	Au:3u"	Au:G/F				

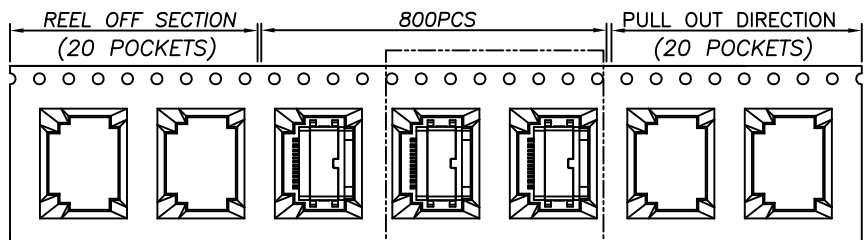


WITH O-RING

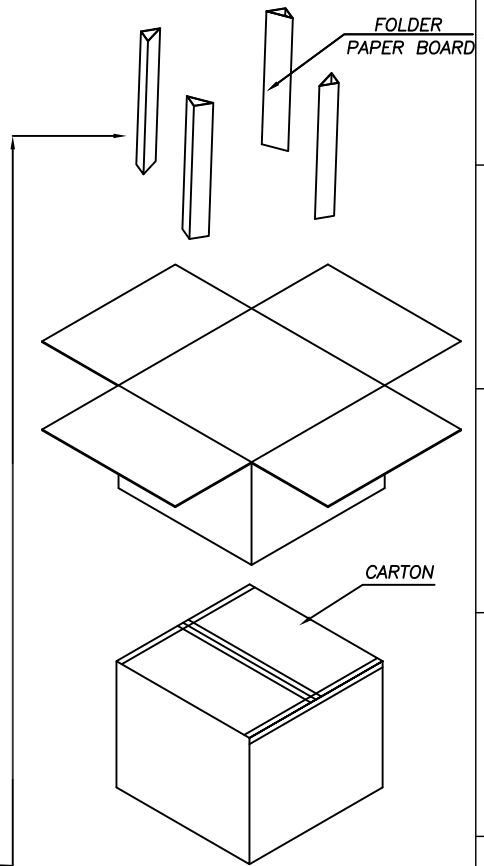
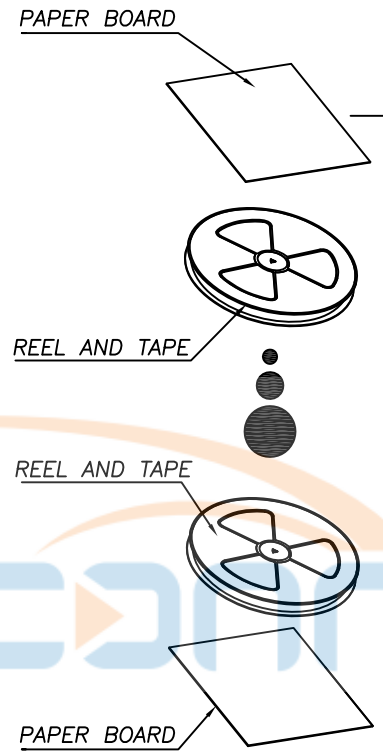
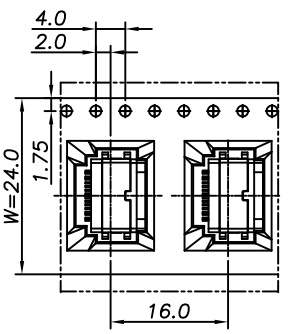
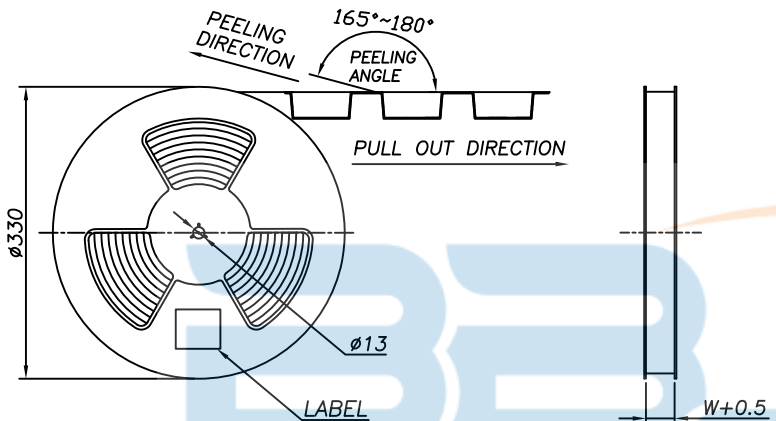
.X: $\pm 0.38$ .XX: $\pm 0.25$ .XXX: $\pm 0.13$		X': $\pm 3'$ .X': $\pm 1'$ .XX': $\pm 1'$		深圳市步步精科技有限公司			
DRAWN/ DATE		设计 LYX		SIZE:A4	UNIT:MM.	PART. NO: UC.01.31-1W-0003	
CHECKED/ DATE		HMY		SCALE: 1:1		PROJECTION	REV.: 版本
APPROVED/ DATE		LJP		DWG. PATH		0478-1	SHEET: 页码



REV.	DESCRIPTION	NAME	DATE
A	NEWS ISSUE		



SEE DETAIL X



	REEL	CARTON
CONNECTOR (PCS)	800	8000

.X: ±0.38 .XX: ±0.25 .XXX: ±0.13		X': ±3" X'': ±1" XX': ±1"		深圳市步步精科技有限公司			
DRAWN/ DATE		设计 LYX		SIZE:A4 UNIT:MM.		PART. NO: UC.01.31-1W-0003	
CHECKED/ DATE		HMY		SCALE: 1:1		PROJECTION	
APPROVED/ DATE		LJP		DWG. PATH		REV.: 版本	
				0478-1		SHEET: 页码	

1 2 3 4 5 6 7 8

A B C D E F